

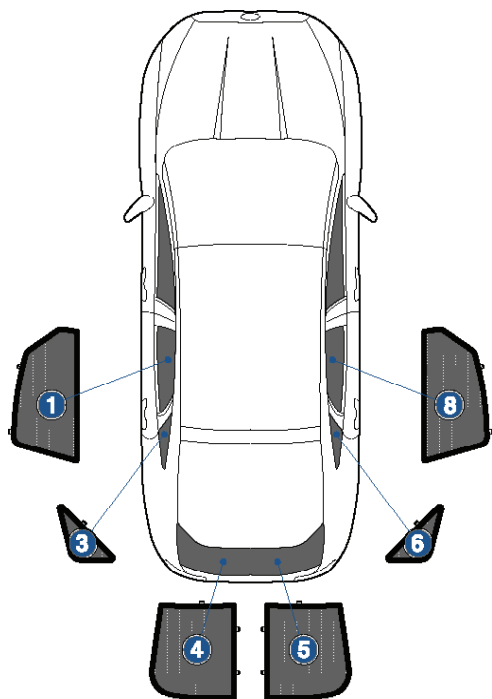
Installation Manual

FORD MONDEO 5DR
FOR-MOND-5-B



COMPONENTS INCLUDED

SHADES



FIXING CLIPS



CL-M02 x 2



CL-M01 x 4



CL-M12 x 4



CL-M14 x 2

Side Shade Installation

FORD MONDEO 5DR
FOR-MOND-5-B

COMPONENTS NEEDED:



STEP #1

ATTACH CLIPS ON SHADE EDGES




STEP #2

POSITION THE SIDE SHADE



STEP #3

INSERT CLIPS INSIDE WEATHERSTRIP



STEP #4

ENSURE SECURELY FITTED IN PLACE




CAR
SHADES

Quarter Light Shade Installation


FORD MONDEO 5DR
FOR-MOND-5-B

COMPONENTS NEEDED:



STEP #1

ATTACH CLIPS ON SHADE EDGES



STEP #2

INSERT CLIPS BEHIND INTERIOR TRIM



STEP #3

ENSURE SECURELY FITTED IN PLACE



CAR
SHADES

Rear Shade Installation

FORD MONDEO 5DR
FOR-MOND-5-B

COMPONENTS NEEDED:




STEP #1

ATTACH CLIPS ON SHADE EDGES




STEP #2

POSITION THE REAR SHADE



STEP #3

INSERT CLIPS BEHIND INTERIOR TRIM



STEP #4

REPEAT THE PROCESS ON OTHER SHADE



STEP #5

ENSURE SECURELY FITTED IN PLACE



CAR
SHADES